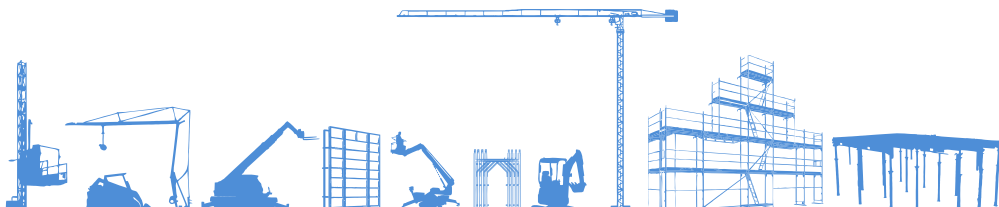


SCHEMA TECNICA



NOLEGGIO
www.gruppoemac.it

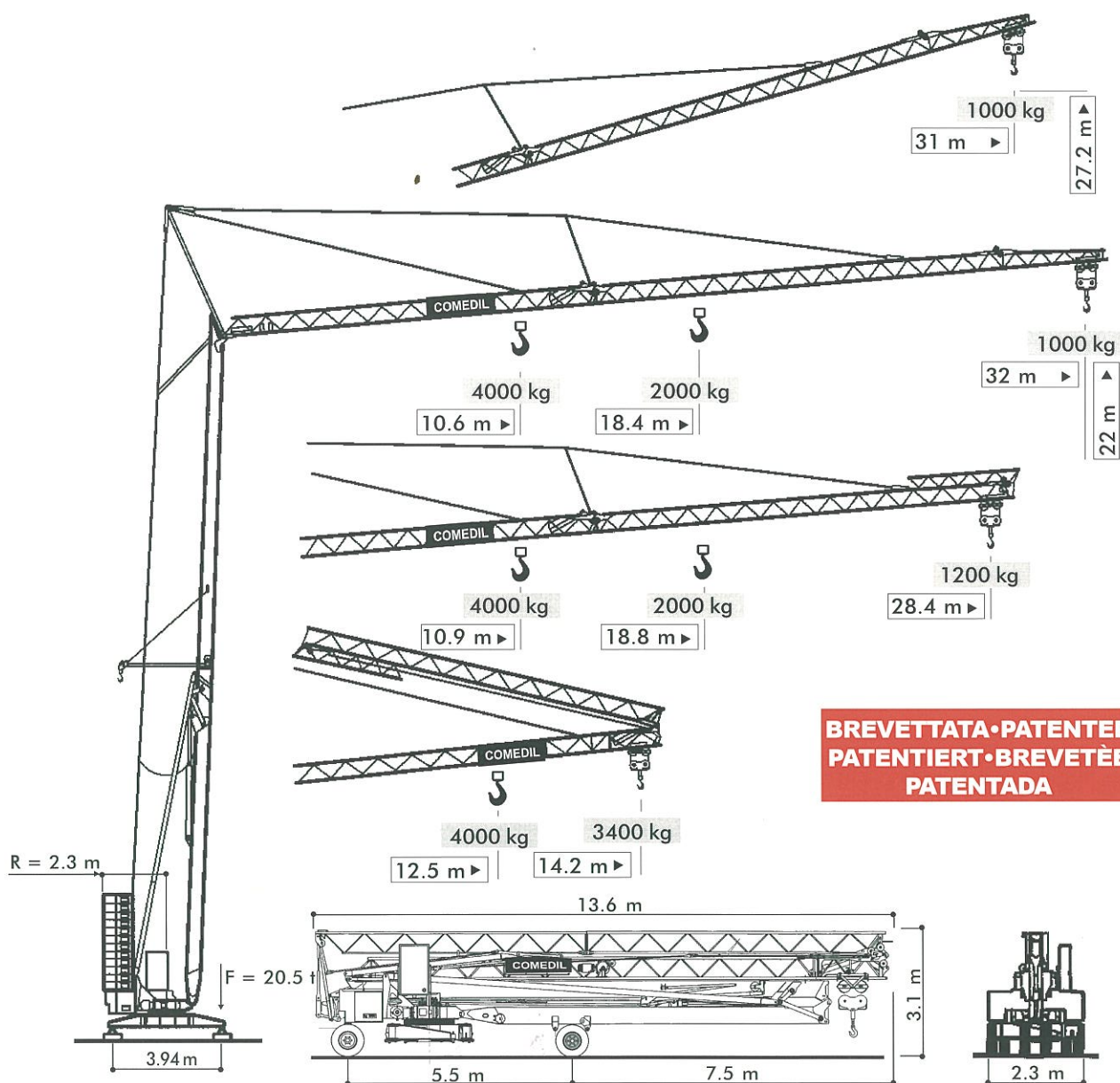


INSIEME PER DARVI IL MEGLIO

Non chiedere una macchina,
scegli un servizio che ti dia valore.

www.gruppoemac.it

Gru a montaggio rapido
Self-erecting Crane • Grue à montage rapide
Schnellmontagekran • Grúa de montaje rapido



THE ULTIMATE CRANE™

Dati illustrativi non impegnativi
 Con riserva di modifica senza preavviso

Angaben und Beschreibung unverbindlich
 Änderungen vorbehalten ohne weitere Mitteilung

Specifications and data not binding
 Subject to modification without notice

Dibujos y datos sin compromiso
 Modificaciones reservadas sin preaviso

Données techniques seulement indicatives
 Modifications réservées sans préavis

UTEDOC.REV.003 09_2002

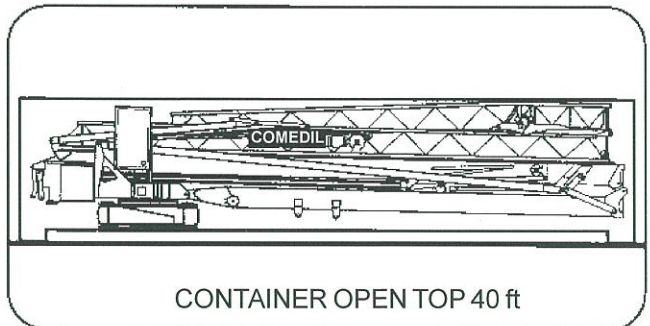
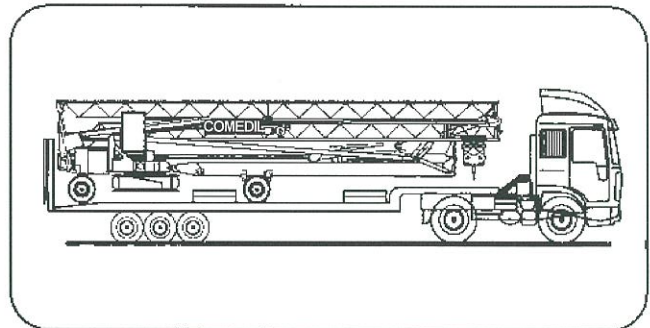
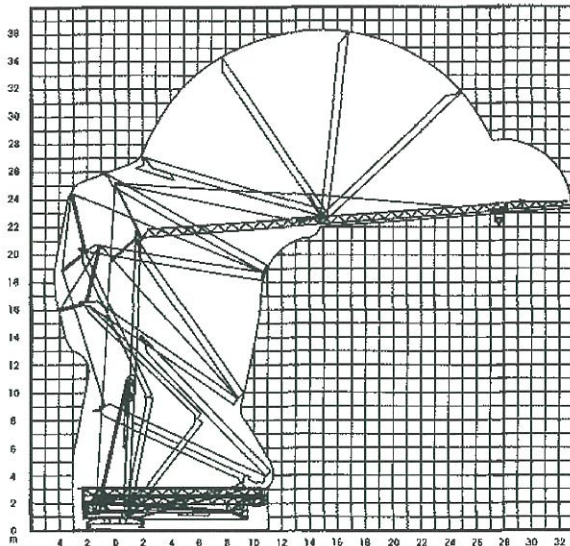
CBR 32H-4



CBR 32H-4

- montaggio oleodinamico integrale
- full hydraulic erection
- vollhydraulische Montage
- montage hydraulique intégral
- montaje hidraulico integral
- zincatura a caldo torre e braccio
- galvanized tower and jib
- Ausleger und Turm feuerverzinkt
- flèche et mât galvanisés
- torre y pluma cincadas en caliente
- trasportabile con zavorra di montaggio
- trailerable with erection ballast
- verfahrbar mit Montage-Ballast
- transportable avec lest de montage
- transportable con lastre de montaje

CBR 32H-4		↑			↑		
		m/min	kg	kW	m/min	kg	kW
Sollevamento Hoisting Heben Levage Elevaciòn		8	2000	2.6	4	4000	2.6
		23	2000	8.8	11.5	4000	8.8
		46	1000	8.8	23	2000	8.8
Distribuzione • Trolleying Katzfahren • Distribution • Distribuciòn		18/42		3	18/42		3
Rotazione • Slewing • Schwenken Orientation • Orientaciòn		0.2 - 0.9 tr/min - U/min - rpm			4 daNm		
Montaggio • Erection • Montage • Montaje • Montaje					2.2 kW		
Potenza elettrica necessaria • Power Requirements • Anschlusswert Puissance électrique nécessaire • Potencia eléctrica necesaria					20 kVA		
Rete elettrica • Mains Supply • Netzstrom • Réseau • Alimentacion					400 V - 50 Hz		
Zavorra • Ballast • Ballast • Lest • Lastre					19000 kg		
Peso gru • Crane weight • Konstruktionsgewicht Poids de la grue • Peso della grua					10000 kg		



98/37CE - 87/405 CEE - 89/336 CEE
DIN 15018 H1-B3
DIN 15019/15020/4114

Gru Comedil s.r.l.

A Terex Company

Via S. Egidio 42/A, 33074 Fontanafredda (PN) - Italy
Tel. (+39) 0434 567 311 - Telefax (+39) 0434 998631

Internet e-mail: info@comedil.com
Internet home page: http://www.comedil.com

Divisione Automontanti

Via Alessandrina, 25 - 20095 Cusano Milanino (MI) - Italy
Tel. (+39) 02 613 16011 - Telefax (+39) 02 613 16034

Internet e-mail: info.CBR@comedil.com

