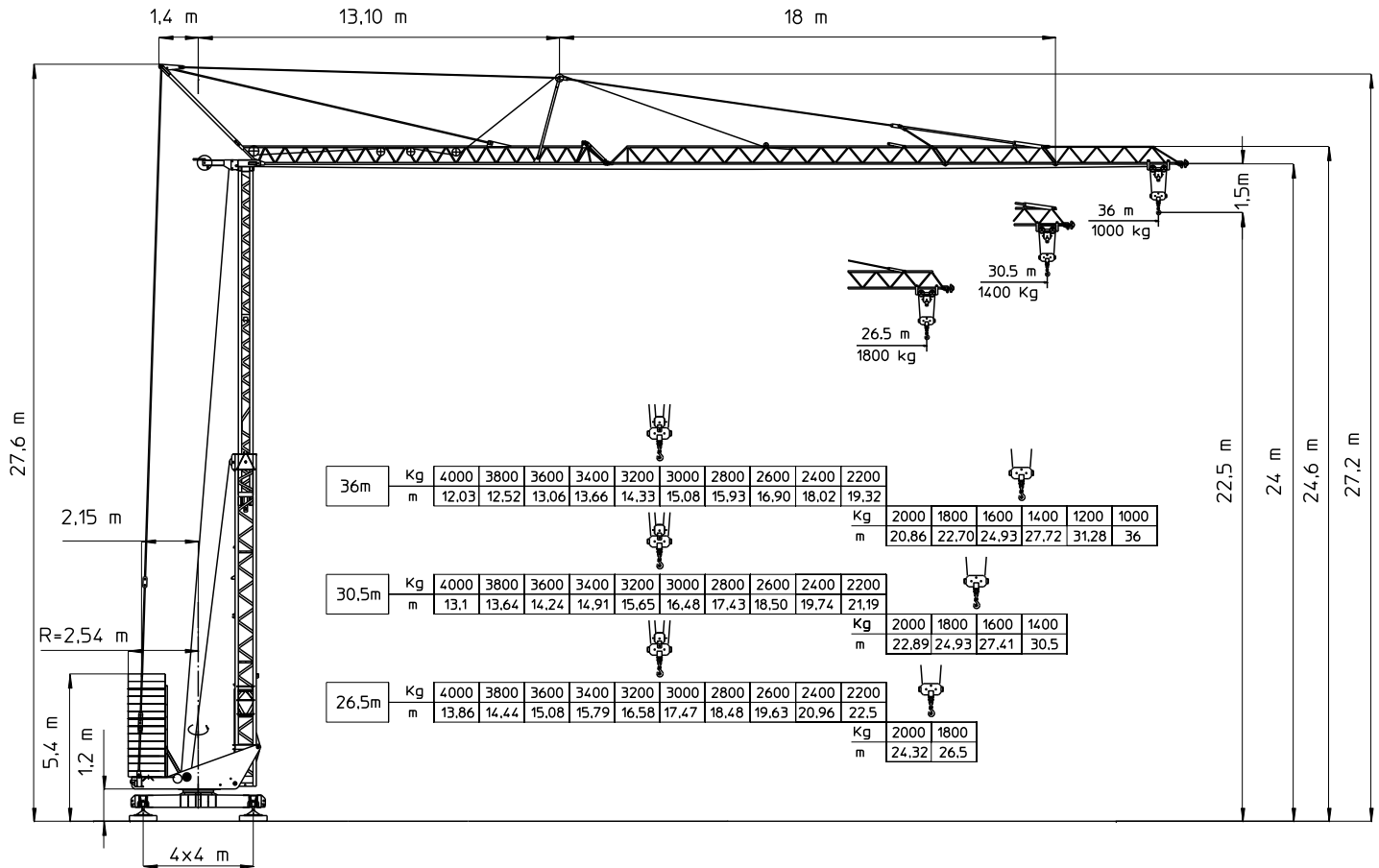



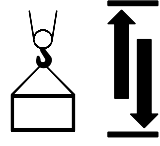




Conducta Eurokran 3610E

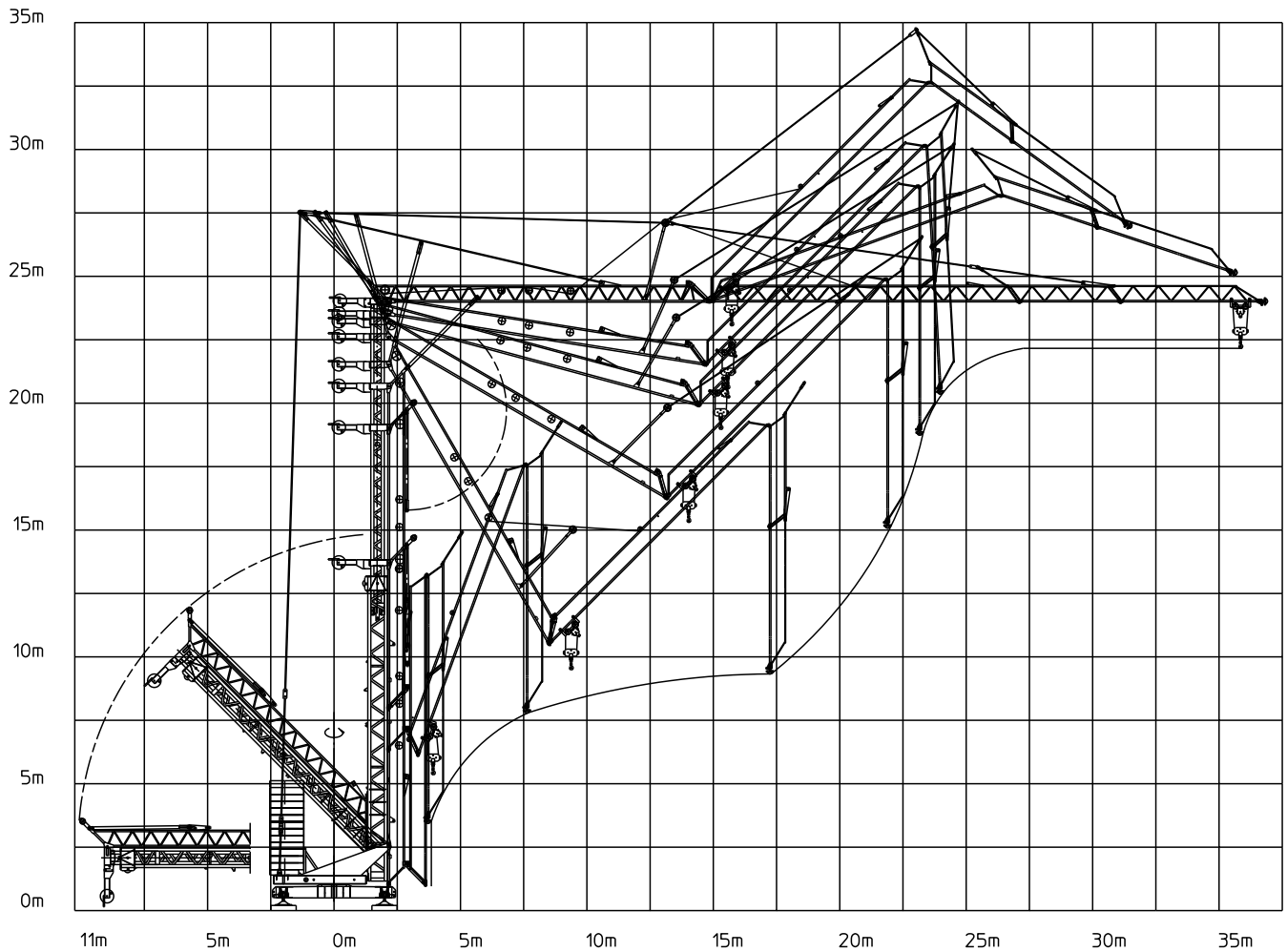


Sbraccio - Ausladung Luffing - Flechè	Portata - Tragkraft - Load - Charges						
	Kg	4000	2000	1800	1400	1000	
 26,5 m	m	13,8	24,3	26,5			
 30,5 m	m	13,1	22,9		30,5		
 36,0 m	m	12,0	20,8			36,0	
 15 Kw Inverter		>	5 m/min			2000 kg	
		>>	17 m/min			2000 kg	
		>>>	25 m/min			2000 kg	
		>>>>	37 m/min			1700 kg	
		>>>>>	50 m/min			1400 kg	
		>	2,5 m/min			4000 kg	
 4 Kw Inverter		>>	8,5 m/min			4000 kg	
		>>>	12,5 m/min			4000 kg	
		>>>>	18,5 m/min			3400 kg	
		>>>>>	25 m/min			2800 kg	
		>	15 m/min			4000 kg	
	>>	30 m/min			4000 kg		
	>>>	60 m/min			1400 kg		
 5 Kgm Inverter		0,2 / 0,4 / 0,6 / 0,9 1/min					

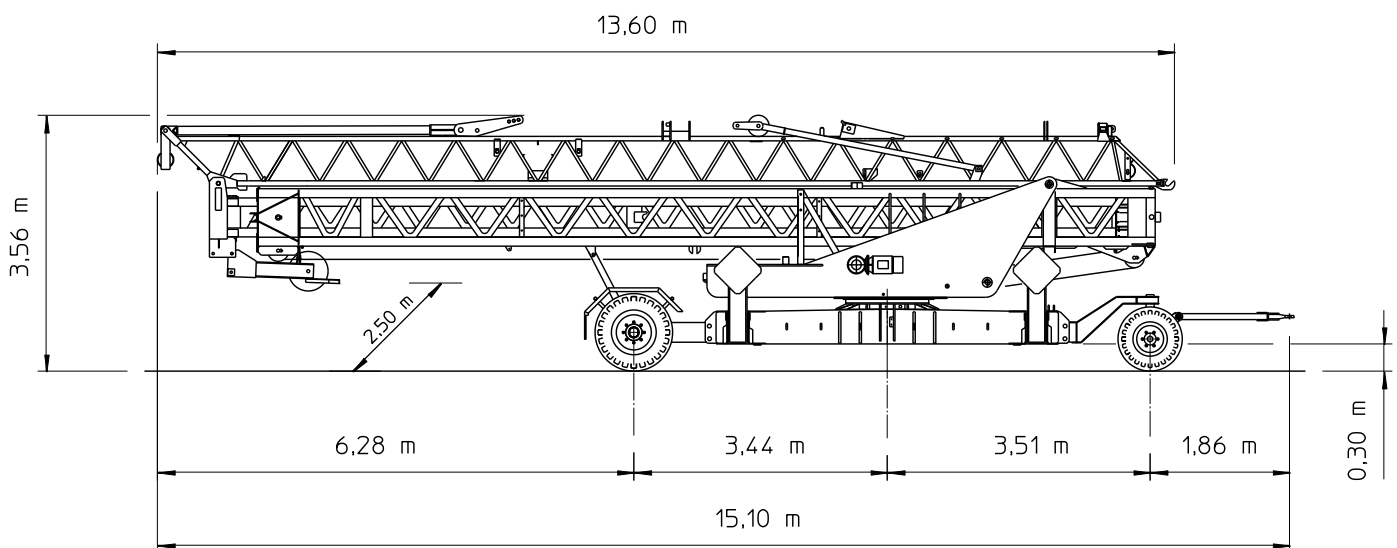
Hakenhöhe hauteur s/crochet altezza al gancio height of hook	17,0 m 22,5 m
Gegenballast contre poids zavorra contrappeso counterweight	27,02 t
Drehradius rayon de giration arrière raggio di rotazione rotating radius	2,54 m
Konstruktionsgewicht poids de la grue peso della gru structural weight	14 t
Abstützung ecartement scartamento gauge (track)	4 x 4 m
Eckdruck pression d'angle pressione su uno stabilizzatore corner pressure	24 t
Gesamt-Motorenleistung puissance totale des moteurs forza motrice totale total motor output	23 kW 400 V - 50Hz
Kabelquerschnitt section du cable sezione del cavo sottogomma cable section	4x16 mm ²

Conducta Eurokran 3610E

Montage-Montage-Montaggio-Erection



Transport-Transport-Trasporto-Transport



Conducta I-36015 Schio (VI)
Telefono 0445 57 62 29
Telefax 0445 57 53 20
Mail info@conducta.it

Scheda E 3610_07_14

Konstruktionsänderungen vorbehalten !
Sous réserves de modifications !
Si riservano modifiche !
Subject to alterations !